



TRANSFORMER COMMODITIES INDICES

MONTHLY

STATISTICS

FOR THE PERIOD

JAN 2009 -JUN 2017


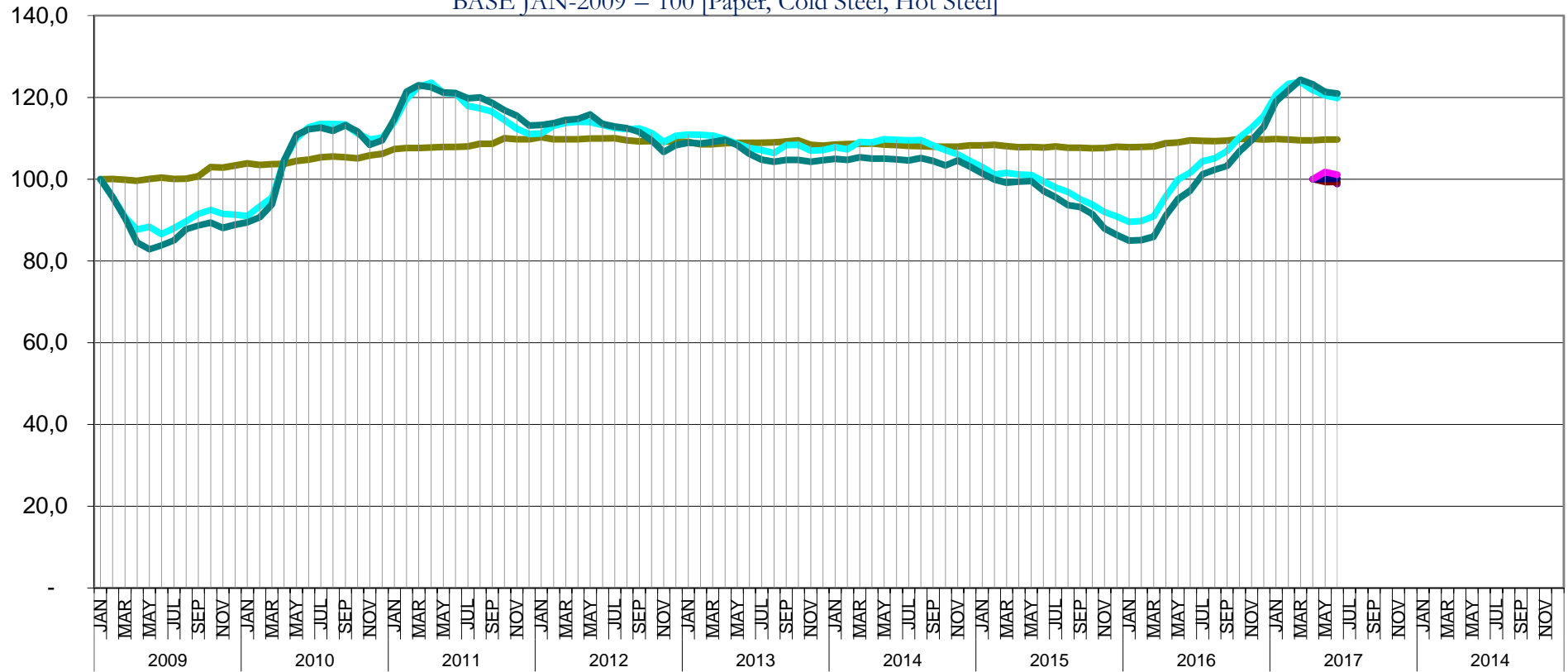
PUBLICATION DATE: 11/Oct/2017

We have stopped publishing the **Aluminium and Copper indices** after December 2012, as information is readily available from other sources.

T&D EUROPE								
TRANSFORMER COMMODITY INDICES								
BASE APR-2017 = 100 [Goes Conv., Goes High Grade, Goes Super High Grade, Mineral Oil]								
BASE JAN-2009 = 100 [Paper, Cold Steel, Hot Steel]								
		GOES CONV.	GOES HIGH GRADE	GOES SUPER HIGH GRADE	MIN. OIL	PAPER	COLD STEEL	HOT STEEL
2009	JAN					100,0	100,0	100,0
	FEB					100,0	95,6	95,5
	MAR					99,8	90,7	90,5
	APR					99,6	87,7	84,5
	MAY					100,0	88,3	82,8
	JUN					100,4	86,6	83,8
	JUL					100,1	88,0	85,0
	AUG					100,1	89,7	87,8
	SEP					100,7	91,5	88,6
	OCT					102,9	92,5	89,4
	NOV					102,8	91,5	88,1
	DEC					103,3	91,3	88,8
2010	JAN					103,9	91,0	89,4
	FEB					103,5	93,3	90,7
	MAR					103,7	95,4	93,8
	APR					103,7	104,7	104,5
	MAY					104,4	110,0	110,8
	JUN					104,8	112,7	112,2
	JUL					105,3	113,5	112,6
	AUG					105,5	113,5	111,8
	SEP					105,3	113,3	113,2
	OCT					105,1	111,2	111,6
	NOV					105,8	109,7	108,4
	DEC					106,2	110,1	109,5
2011	JAN					107,3	114,0	114,7
	FEB					107,6	119,5	121,4
	MAR					107,6	122,6	123,0
	APR					107,8	123,6	122,5
	MAY					107,9	121,1	121,2
	JUN					107,9	120,9	121,0
	JUL					108,0	117,9	119,8
	AUG					108,6	117,3	120,0
	SEP					108,6	116,5	118,6
	OCT					110,0	114,5	116,9
	NOV					109,8	112,3	115,5
	DEC					109,7	111,0	113,1
2012	JAN					110,3	111,2	113,2
	FEB					109,7	113,1	113,7
	MAR					109,8	113,8	114,5
	APR					109,8	114,0	114,8
	MAY					109,9	113,9	115,9
	JUN					109,9	113,3	113,5
	JUL					110,0	112,5	112,9
	AUG					109,5	112,2	112,5
	SEP					109,2	112,4	111,5
	OCT					109,3	111,3	109,5
	NOV					109,2	109,1	106,7
	DEC					109,2	110,6	108,3
2013	JAN					109,1	110,9	108,9
	FEB					108,5	110,9	108,7
	MAR					108,5	110,7	109,1
	APR					108,8	109,7	109,6
	MAY					108,9	108,6	108,3
	JUN					108,8	107,6	106,2
	JUL					108,9	107,1	104,8
	AUG					109,0	106,4	104,3
	SEP					109,3	108,3	104,7
	OCT					109,5	108,4	104,7
	NOV					108,4	107,0	104,3
	DEC					108,2	107,1	104,6
2014	JAN					108,5	107,8	105,0
	FEB					108,6	107,3	104,7
	MAR					108,7	109,1	105,4
	APR					108,7	109,0	105,0
	MAY					108,4	109,7	105,0
	JUN					108,3	109,6	104,8
	JUL					108,1	109,5	104,6
	AUG					108,1	109,5	105,1
	SEP					107,9	108,2	104,4

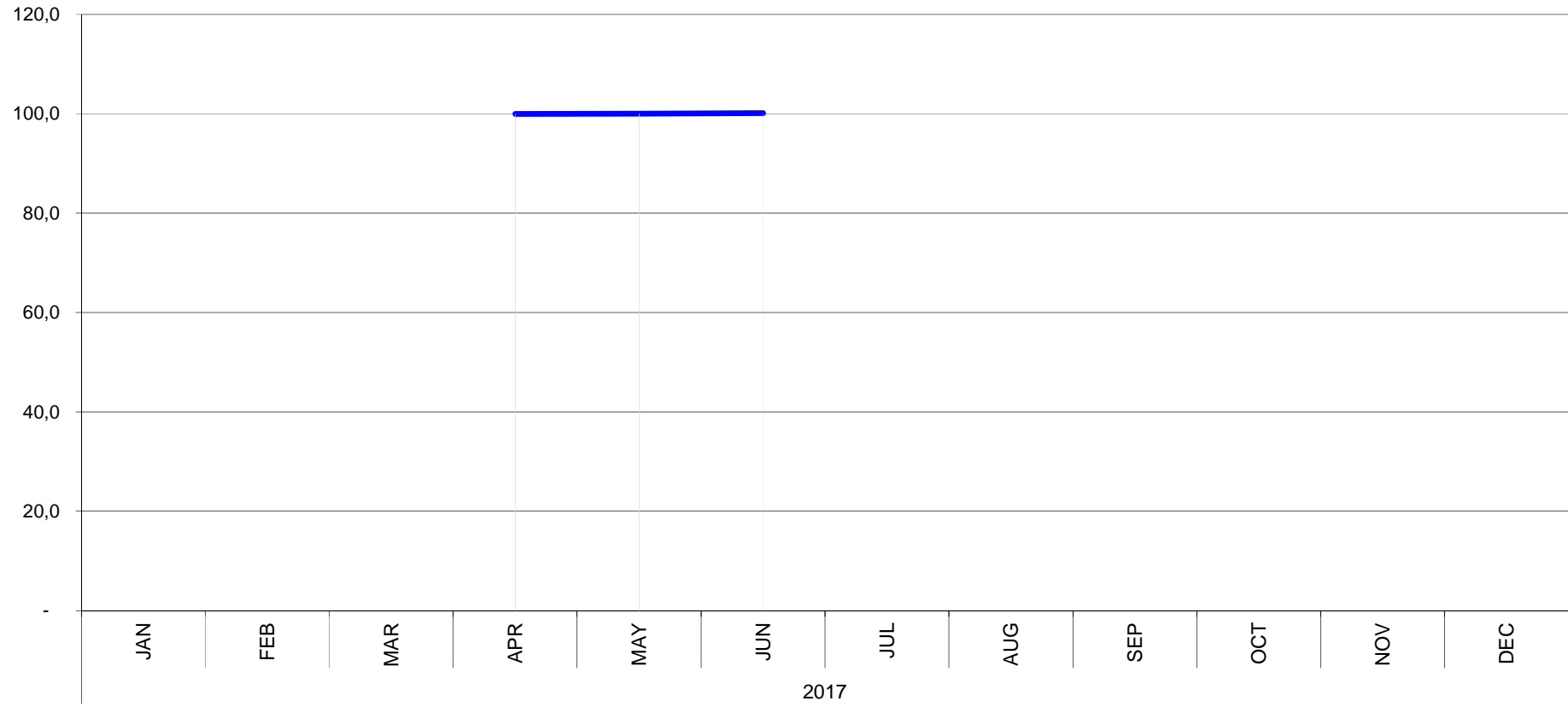
T&D EUROPE
TRANSFORMER COMMODITIES INDICES

BASE APR-2017 = 100 [Goes Conv., Goes High Grade, Goes Super High Grade, Mineral Oil]
 BASE JAN-2009 = 100 [Paper, Cold Steel, Hot Steel]



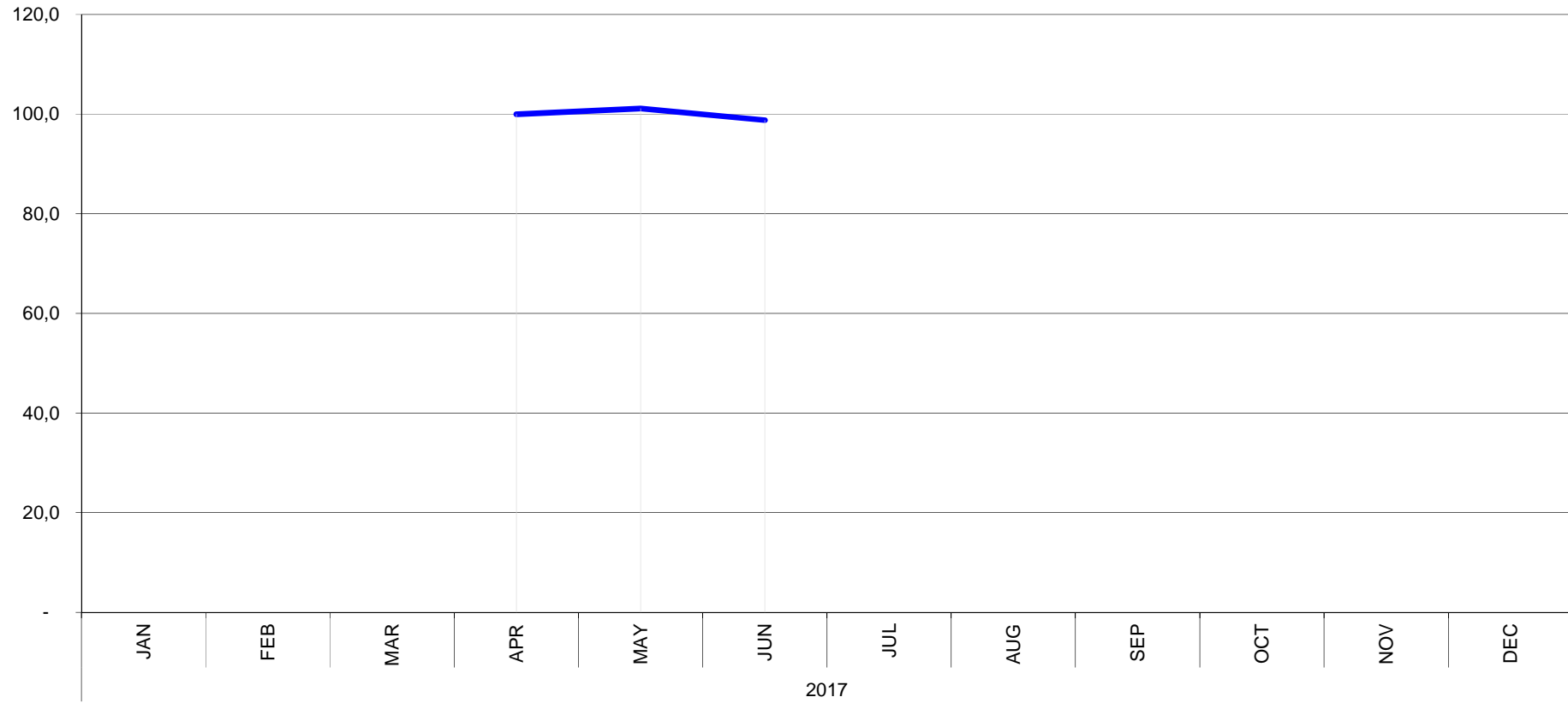
T&D EUROPE
GOES CONV.
BASIS APR 2017 = 100

- Provisional
- Complete
- Amended



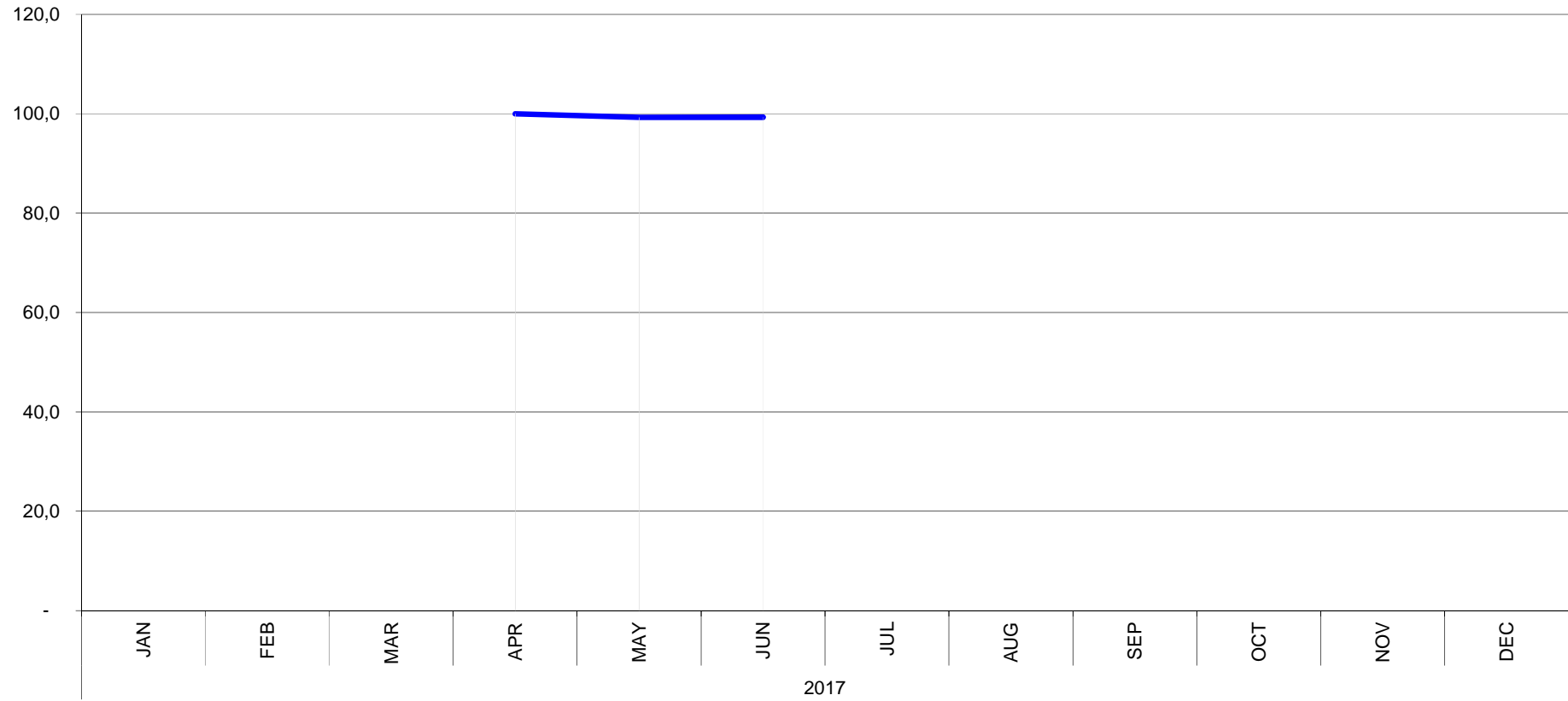
T&D EUROPE
GOES HIGH GRADE
BASIS APR 2017 = 100

- Provisional
- Complete
- Amended



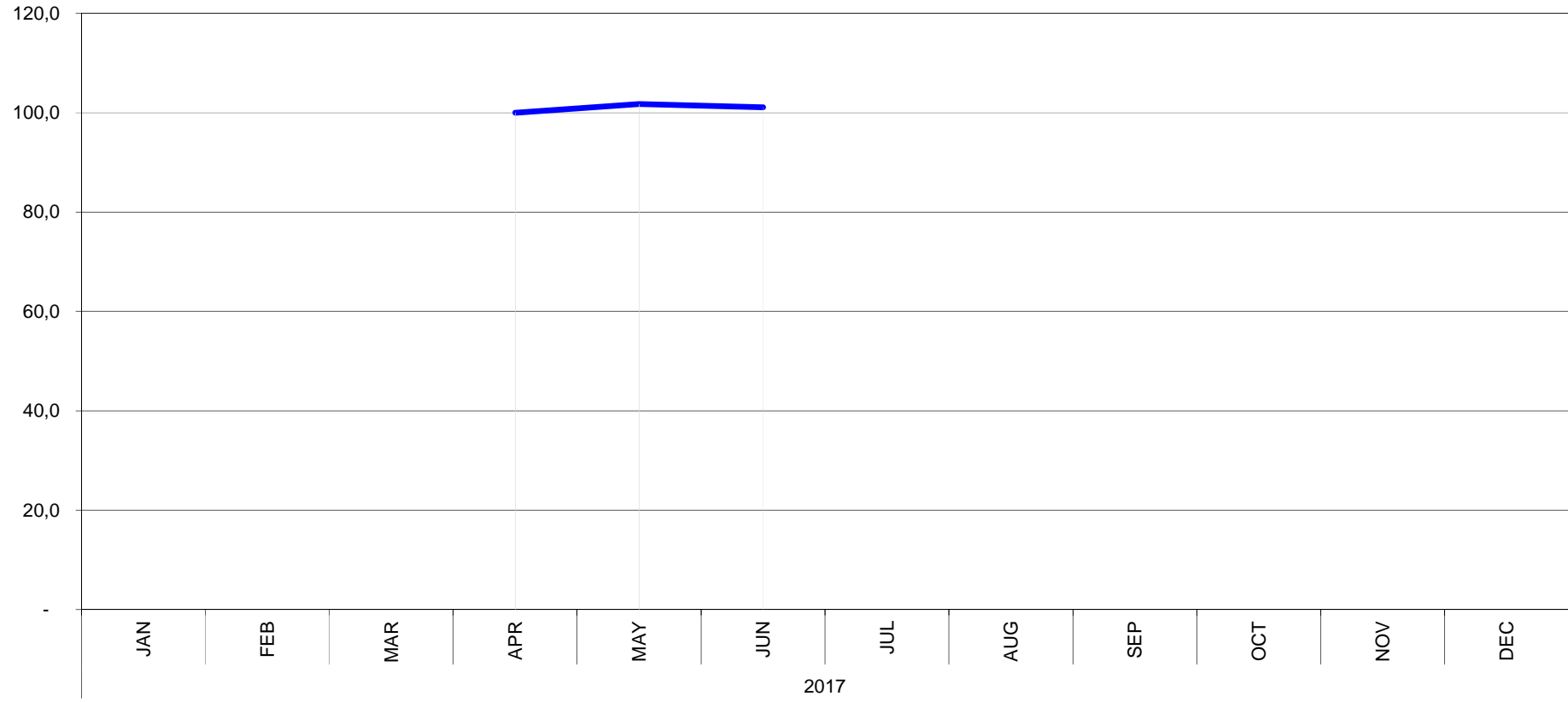
T&D EUROPE
GOES SUPER HIGH GRADE
BASIS APR 2017 = 100

- Provisional
- Complete
- Amended



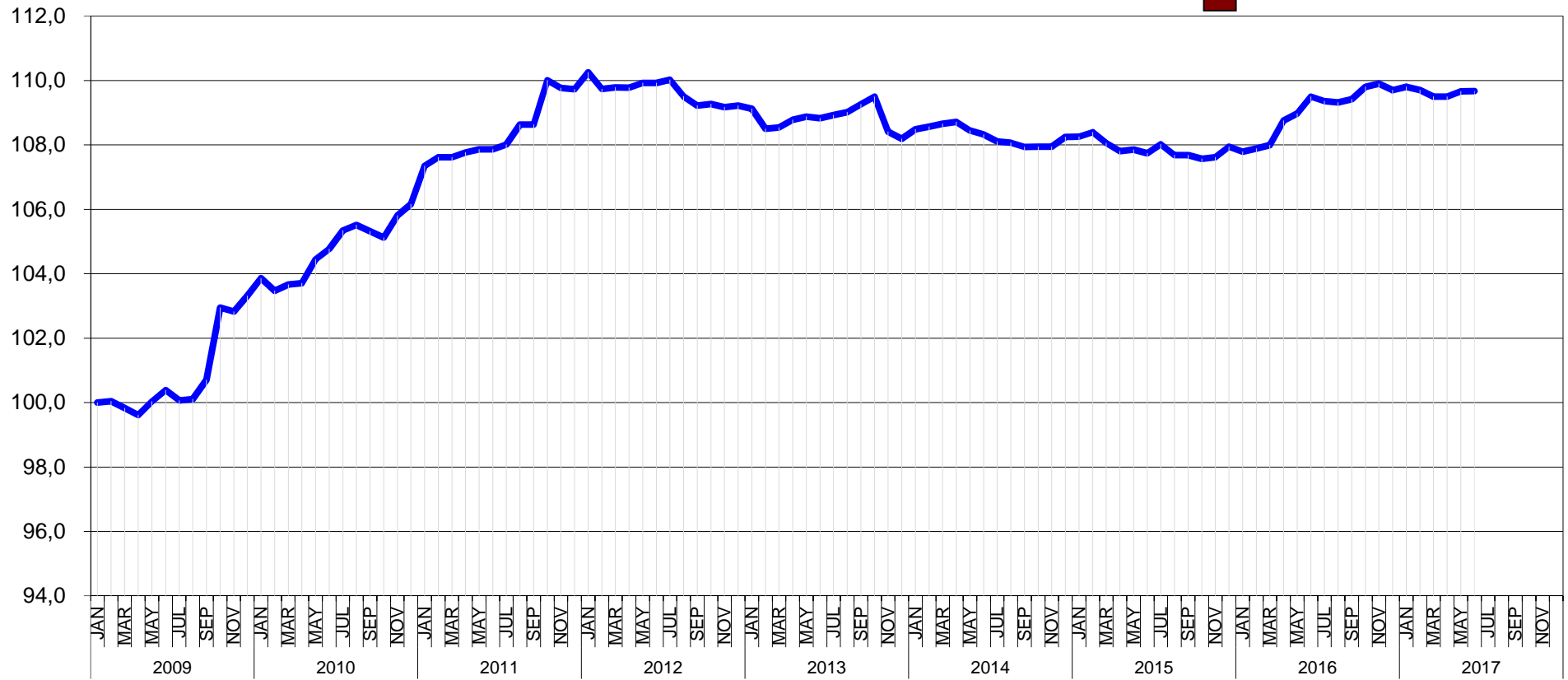
T&D EUROPE
MINERAL OIL
BASIS APR 2017 = 100

- Provisional
- Complete
- Amended



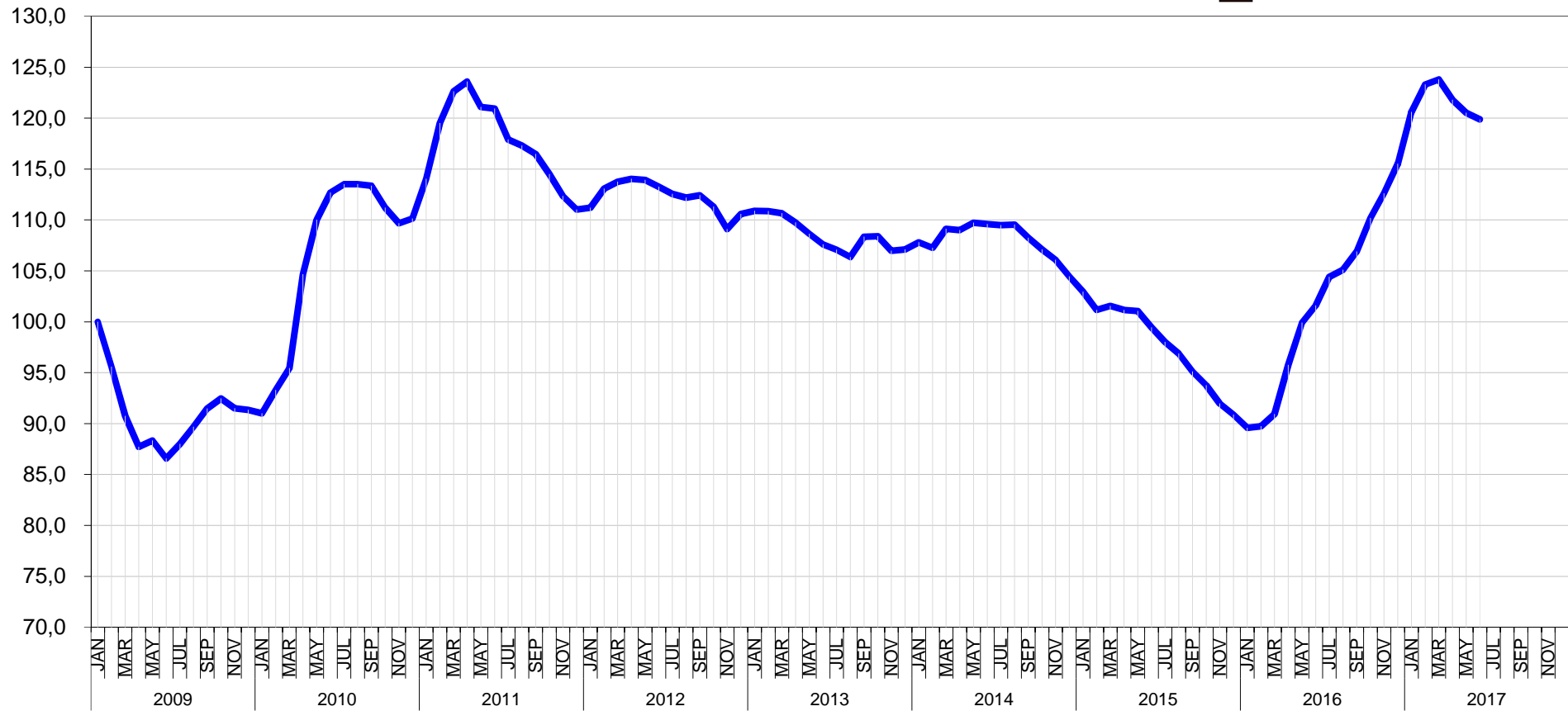
T&D EUROPE
PAPER
 BASIS JAN 2009 = 100

- Provisional
- Complete
- Amended



T&D EUROPE
COLD STEEL
 BASIS JAN 2009 = 100

- Provisional
- Complete
- Amended



T&D EUROPE
HOT STEEL
 BASIS JAN 2009 = 100

- Provisional
- Complete
- Amended

